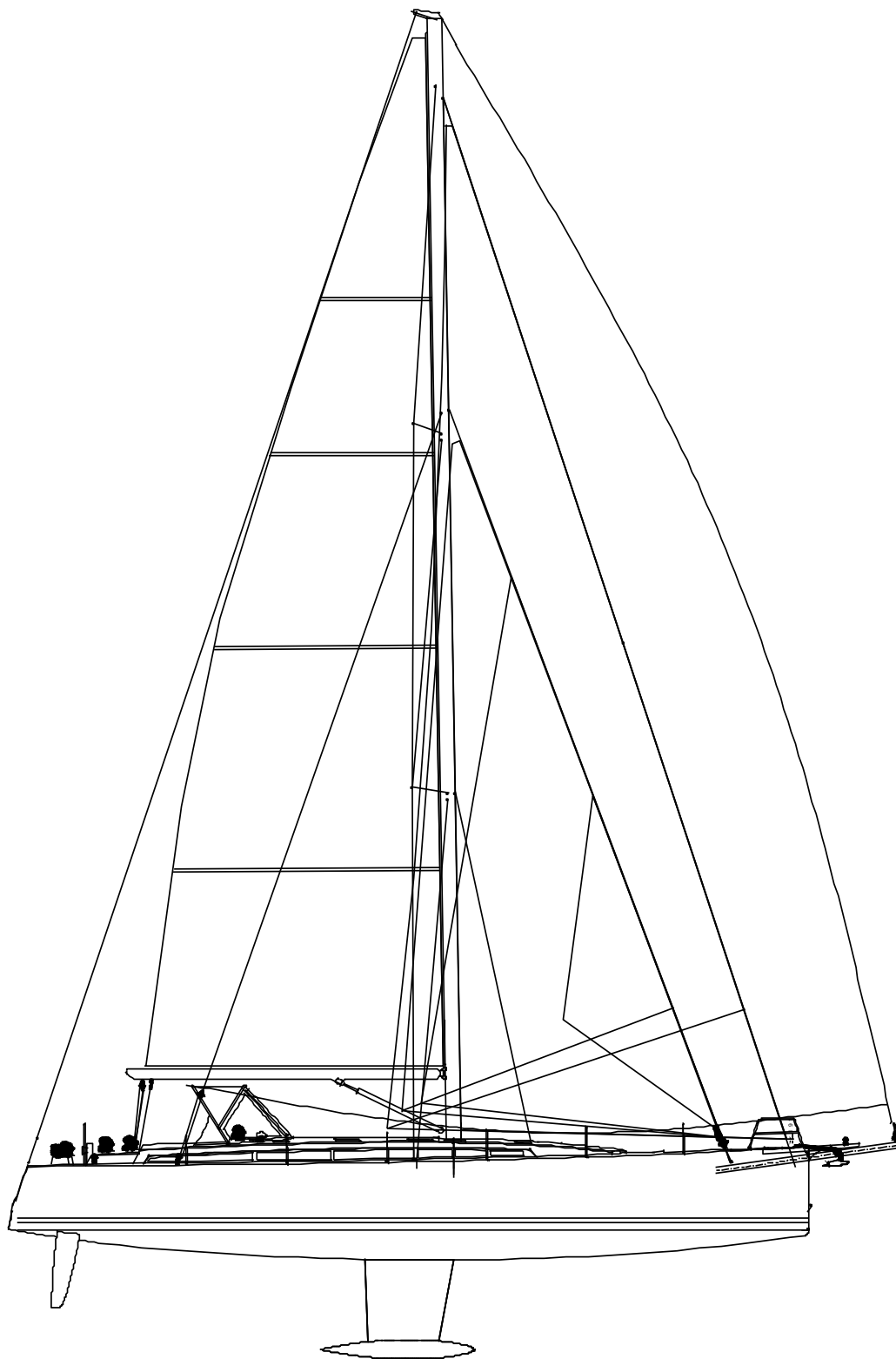
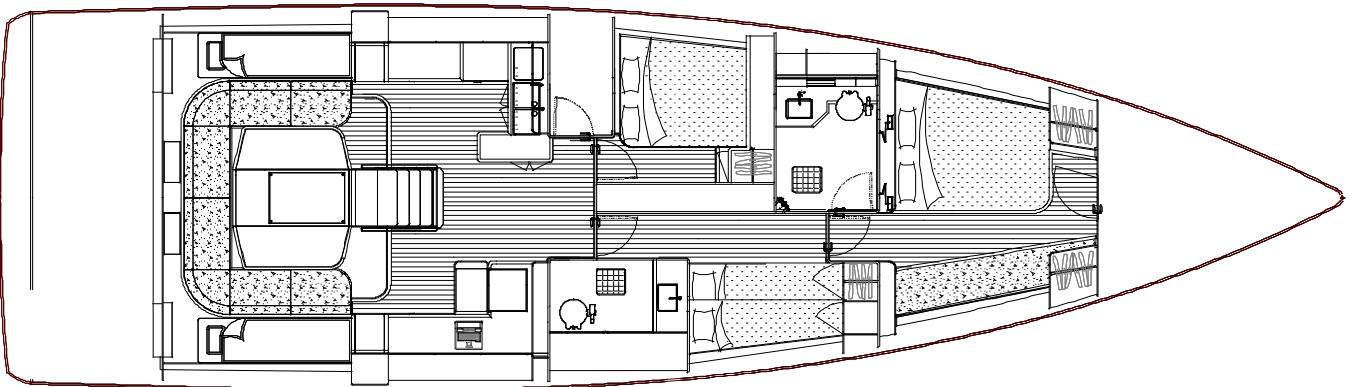
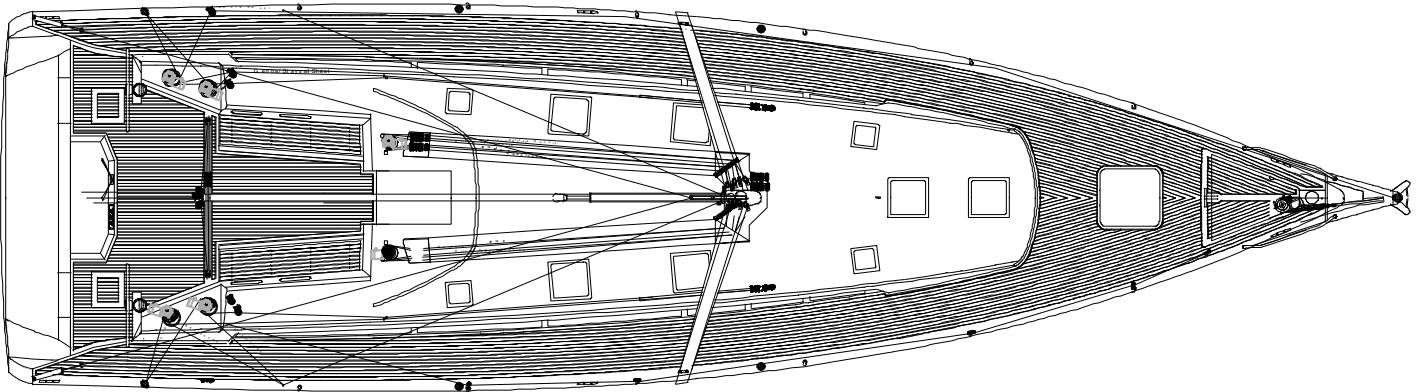


# Cigale 18



# Cigale 18



# STANDARD DESCRIPTION AND INVENTORY

## I. GENERAL SPECIFICATIONS

- Architect	Marc Lombard
- Design category	A
- Materials	Aluminium 5083 H11 and 6060 T6 profiles 35 Gloss varnished vertical slab oak (option horizontal grain)
- Hull length $L_H$	18.60 m (61')
- Length on waterline $L_{WL}$	17.41 m (57'1")
- Maximum beam	5.18 m (16'11")
- Fixed keel draught (Std)	2.80 m (9'2")
- Air draught	26.50 m (86'11") excluding superstructure
- Displacement (light/maximum load)	15,800 kg/ 19,900 kg (12.30 tons 1233 lb / 19 tons 1311 lb)
- Fixed ballast (Std)	4,300 kg (4 tons 520 lb)
- Freshwater capacity	2x $\cong$ 300 l (2x $\cong$ 65 gal)
- Fuel tanks	2x $\cong$ 300 l (2x $\cong$ 65 gal)
- Blackwater tank	2x $\cong$ 55 l (2x $\cong$ 12 gal)
- Sail area upwind	170 m <sup>2</sup> (203 yd <sup>2</sup> )
- Mainsail area	84 m <sup>2</sup> (100.5 yd <sup>2</sup> )
- Genoa area	86 m <sup>2</sup> (103 yd <sup>2</sup> )
- Staysail area	50 m <sup>2</sup> (60 yd <sup>2</sup> )
- Gennaker area:	135 m <sup>2</sup> (161.5 yd <sup>2</sup> )
- Spinnaker area	220 m <sup>2</sup> (263 yd <sup>2</sup> )
- Engines	Volvo D2-75 sail drive (75 hp – 50kW)
- Maximum power allowed	110 hp (82 kW)

## II. DECK FITTINGS

- Exotic wood external woodwork
- Non slip paint on horizontal surfaces
- Anodised bow-plate with double bow rollers
- Aluminium toerails
- Self-bailing chain locker, clench bolt
- Vertical electric windlass 1500W chain grab  $\varnothing$ 10
- Stainless steel Swedish-style anchor pulpit, LED bi-colour lights
- Stainless steel aft side pulpits with horseshoe buoy bracket and exotic wood outboard engine bracket
- S/s aft midship pulpits
- Sheathed double lifelines on s/s stanchions and gangway port on either side
- 2 bow mooring cleats 450 mm
- 2 aft mooring cleats 450 mm
- 2 midship spring cleats 450mm
- Anodised aluminium chain-plates with s/s bushing
- 6 flush hatches ( $\cong$  500x500) with blind/ mosquito screen
- 4 flush hatches ( $\cong$  330x330) with blind/ mosquito screen
- 2 aft panoramic hatches with blind
- 1 sail locker hatch ( $\cong$ 700x700)
- 6 fixed hull portholes ( $\cong$ 600x150) with curtains
- 2 Plexiglas coachroof coaming with curtains
- 6 opening portholes in the cockpit ( $\cong$ 350x170)
- 2 dorade vent boxes
- 1 mainsail track with traveller car adjustment per outhaul
- 2 genoa/ staysail sheet tracks with 4 piston adjusted traveller cars
- Return sheet leads on winches
- 2 locking winch handles

- 2 65 AST genoa sheet winches
- 2 50 AST staysail sheet winches
- 2 50 AST mainsail sheet winches and halyards on coachroof
- 2 sheave boxes (x6) leading halyards and reefs back to the cockpit
- 2x6 cam clutches on roof for halyards and reefs
- 6 grab rails on coachroof
- Water, fuel, black water fillers on deck
- Skirt hot and cold water shower
- Engine ventilation grill on skirt
- Swim platform with s/s ladder and place to house liferaft
- Harness clip-in attachment points
- Block + fairleads with cam clutch for genoa furler line feeders

### III. RIGGING

- Anodised aluminium mast installed on deck, 2 levels of swept back spreaders
- LED mooring and masthead navigation lamps, deck floodlight
- Genoa furling system
- 1 rigid boom down-haul with tackle
- S/s standing fractional rigging:
  - 1 forestay
  - 1 removable inner forestay with adjustable bottlescrew
  - 2 backstays (1 backstay insulated on option)
  - 2 upper shrouds
  - 2 inter shrouds
  - 2 aft lower shrouds
  - 2 runners with textile tackle
- Running rigging
  - 1 mainsail halyard
  - 1 genoa halyard
  - 1 forestay halyard
  - 1 boom topping lift
- Anodised Aluminium boom fitted with outhaul and 3 reef lines leading back to cockpit
- 2 genoa sheets + 2 forestay sheets
- Mast step with 9 blocks

### IV. SAILS

- On quote following description

### V. COCKPIT

- Large self-draining cockpit open to the stern
- Slatted exotic wood benches, cockpit floor and synthetic teak skirt
- Coaming shelves
- 2 helm stations with Ø1000 steering wheel, compass, compass cover, stainless steel arch, controls and engine display (starboard)
- Aluminium rudder stocks, emergency tiller deck plate on transom
- 2 cockpit lockers that can be secured with restraint
- Hatch to aft technical area at the back of the cockpit
- Gas bottle locker on skirt with water runoff
- 2 skirt lockers with watertight hatches
- Manual bilge pump
- 2 lifting benches provide access to the skirt
- Harness clip-in attachment points

## **VI. COMPANIONWAY**

- Smoked PMMA sliding companionway hatch
- Smoked PMMA companionway door in 2 sections with vents and stainless steel lock
- Exotic wood frame
- S/s companionway ladder
- Engine access under jack lifting companionway

## **VII. NAVIGATION STATION**

- Large chart table with chart storage
- Navigator's seat
- Bookshelf and storage
- Electric control panel with 20 functions at 12V, 5 functions at 220V, 1 USB plug, 1 220V plug, leak tester, water and fuel gauge
- Electronics control panel
- 1 flexible chart reading light + 1 LED spotlight
- Deck hatch ventilation

## **VIII. AFT SALOON BENEATH COCKPIT**

- U-shaped seat and large fixed table for 8 guests
- Large storage space under seating
- Upholstered foam cushions, 10cm thick + headboard
- Side shelf behind seat back
- Fabric lining on ceiling and wood on hull sides
- Teak laminated soles with light-coloured stripes
- 6 fixed hull portholes ( $\cong 600 \times 150$ ) with curtains
- 6 opening portholes in the cockpit ( $\cong 350 \times 170$ )
- Skylight above the table
- 6 LED spotlights

## **IX. GALLEY**

- U layout
- Large Formica worktop (1600x500) with solid wood fiddles
- S/s double bowl sink with hot/cold water pressurized mixer tap
- Seawater foot pump
- Gimballed s/s two-burner stove with oven with s/s protection rail
- 130 l front-opening 12V refrigerator
- Storage cupboard under sink
- Extensive storage top and bottom storage units, set of 5 drawers
- Shelf behind the stove with bottle rack
- Ventilation through deck hatch opening ( $\cong 500 \times 500$ ) with blind/mosquito screen
- 2 LED spotlights, 2 sockets at 220V

## **X. FORE CABIN (OWNER)**

- Central double berth 200x160 cm with shelf
- 10cm thick upholstered mattress
- Storage lockers under lower berth, drawers on front
- Hanging locker, single seat on portside
- Storage locker
- Locking door separating cabin from saloon and retaining hook to maintain open
- Teak laminated soles with light-coloured stripes
- Fabric lining on ceiling and wood on hull sides
- Ventilation through opening deck hatch (≅575x575) with blind/ mosquito screen
- 2 fixed hull portholes (≅600x150) with curtains
- 3 spotlights, 2 LED directional reading lights
- 2 sockets at 220V, 2 USB sockets

## **XI. STARBOARD MIDSHIPS CABIN (BUNK BEDS)**

- Bunked berths 200x80 cm
- 8cm thick upholstered mattress
- Storage lockers under lower berth
- Hanging locker
- Storage locker
- Locking door separating cabin from saloon and retaining hook to maintain open
- Teak laminated soles with light-coloured stripes
- Fabric lining on ceiling and wood on hull sides
- Ventilation through opening deck hatch (≅575x575) with blind/ mosquito screen
- 2 spotlights, 2 LED directional reading lights

## **XII. FORWARD HEAD AND SHOWER COMPARTMENT**

- Locking separating door
- White laminated bulkheads
- Cabinet with storage
- White laminated worktop, cabinet behind the washbasin
- Mirror
- Manuel pump toilet, plastic black water tank (≅55 l/12 gal)
- Washbasin + hot and cold pressurized spray tap
- Separate shower with exotic wood shower grating
- 1 electric shower discharge pump
- Ventilation through opening deck hatch (≅325x325) with blind/ mosquito screen
- 2 LED spotlights, 1 220V socket in unit.

## **XIII. SIDE PORT FORE CABIN**

- Double berth 205x140 cm
- 10cm thick upholstered mattress
- Storage lockers under lower berth, drawers on front
- Hanging locker
- Storage locker
- Sliding locking door separating the cabin from the saloon
- Teak laminated soles with light-coloured stripes
- Fabric lining on ceiling and wood on hull sides
- Ventilation through opening deck hatch (≅575x575) with blind/ mosquito screen
- 1 spotlight, 2 LED directional reading lights
- 1 socket at 220V, 1 USB socket

## XIV. DAY HEAD COMPARTMENT

- Locking separating door
- White laminated bulkheads
- Cabinet with storage
- White laminated worktop, cabinet behind the washbasin
- Mirror
- Manuel pump toilet, black plastic water tank ( $\cong 55L$ )
- Washbasin + hot and cold pressurized spray tap
- Exotic wood shower grating
- 1 electric shower discharge pump
- Ventilation through opening deck hatch ( $\cong 325 \times 325$ ) with blind/ mosquito screen
- 2 LED spotlights, 1 220V socket in unit.

## XV. SAIL LOCKER

- Deck access to sail locker
- 1 companionway ladder
- 1 floor, fluorescent light

## XVI. MECHANICS – ELECTRICITY

- Volvo D2-75 sail drive, 75 hp insulated two-pole diesel engine
- Three blade fixed propeller with sacrificial anode
- Soundproof ventilated engine compartment
- 3 AGM service batteries  $\cong 130Ah$  1 engine battery  $\cong 70 Ah$
- Battery charger ( $\cong 60A$ ) and 120A load distributor
- 40 l water heater, 220V supply and via engine heat exchanger
- 1 automatic electric bilge pump with switch on control panel

Alubat Chantier Naval regularly improves its models thanks to feedback from customers and the developments made by its teams. The specifications in this document are not binding and ALUBAT reserves the right to update them without notice.



### ALUBAT CHANTIER NAVAL

ZI Les Plesses – 42 avenue Louis Bréguet  
85180 Le Château d’Olonne – France

Tel: +33 (0)6 51 21 08 02

Email: [info@alubat.com](mailto:info@alubat.com)

Limited company with a registered capital of 680,000 Euros  
RCS La Roche sur Yon 7999089 750

[www.alubat.com](http://www.alubat.com)